



BIANNUAL OFFICIAL NEWSLETTER

Smt. B. K. Shah Medical Institute & Research Centre



AUGUST 1, 2016

Medical APOGEE

Sumandeeep Vidyapeeth Deemed to be University, Piparia, Vadodara, Gujarat

MEDICAL APOGEE

VOLUME-1

Biannual Official Newsletter
Smt. B. K. Shah Medical Institute & Research Centre

2016

Dean: Dr. G.V.Shah
Chief Editor: Dr. Punit Singh
Associate Professor, Department of Ophthalmology
Co Editors: Dr. Aditya Agrawal
Associate Professor, Department of Orthopedics
Dr. Honeypal Singh Maharaul
Associate Professor, Department of General Surgery

Message from the Chief Editor



“You're only given one little spark of madness. You mustn't lose it”—Robin Williams, as editor I believe it is absolutely true.

It is truly an interesting and exciting experience when we release E magazine. This magazine is one such cherished work that has its roots in the persuasion. It would be a snapshot of the various activities and advancements for all associated with GMCS. Proper communication plays a vital role in institution's development. This E magazine will serve to reinforce and allow increased awareness, improved interaction and integration among all of us. Usually we fail to appreciate the good deeds of many people and activities that happen around us as we are engaged in irrelevant talks and assumptions. It could all change if we just pause to think of what is our contribution to the society from which we have been gifted with this blessed life. The progress of the society is mainly depends on many people who are working behind the scenes, overtime round the clock planning things to the smallest. This E-magazine will be a medium to provide proper acknowledgement and respect all of these efforts and its results.

Message from The Dean



Medical Education Challenges the best and the brightest minds to learn the science of medicine and public health; and the art of compassionate care. As one of the nation's premier medical institution; Smt.B.K.Shah Medical College And Research Center (SBKS MI&RC) is dedicated to advancing biomedical knowledge and humane healing through innovative educational methods. In recent years; our SBKS MI&RC has become best place to pursue an education with totally modernized facilities; a redesigned curriculum that introduces early clinical experiences; and new academic partnerships and global initiatives; we are pointed aggressively to the future. We select each new entering class with the intent of ensuring that we will train tomorrow's medical leader ; secure in the knowledge that they will be well prepared to practice their chosen specialties and to meet the needs of the public. I look forward to providing highlights of their contributions in the upcoming months.

Department of Anaesthesia : Celebration of World Anaesthesia Day: CME on 16/10/2016




FACULTIES AND RESIDENTS DURING LECTURE.



THE PROGRAMME WAS CONCLUDED WITH VOTE OF THANKS BY DR HETAL PARIKH, HOD & PROFESSOR DEPT OF ANAETHESIOLOGY.



THE PROGRAMME WAS CONCLUDED WITH VOTE OF THANKS BY DR HETAL PARIKH, HOD & PROFESSOR DEPT OF ANAETHESIOLOGY



CME ON WORLD ANESTHESIA DAY, WAS CONDUCTED BY DEPT. OF ANESTHESIOLOGY, SBKS MI RC, SVDU ON 16TH OCTOBER 2016



PRESENTATION ON HISTORY OF ANAESTHESIA BY DR. ANUJA AGRAWAL, ASSISTANT PROF. DEPT. OF ANAESTHESIOLOGY.



SENIOR PROFESSORS WERE HONOURED IN THE PROGRAMME.



CAKE CUTTING BY THIRD YEAR STUDENTS.

- **Name of Event : CME on World Anaesthesia Day:**
- **Date : 16/10/2016**
- **Organized by : Department of Anaesthesia**
- **Objective: To aware about history of anaesthesia**
- **Brief information: lecture on history of Anaesthesia audio/visual by Dr. Anuja Agrawal, Assistant Professor**
- **Number of participants:56**

Department of Anatomy: CME on Liver anatomy and Resection held on 11/8/16



Registration



Well come to Dean sir Dr G V Shah and Dr A Gandotra (HOD Anatomy)




Audience



First lecture by Dr.Hetal Vaishanani

Topic: Developmental Overview of Hepato-biliary system



Second lecture

Topic: Anatomy of liver

Speaker: Dr Upendra K Gupta




Third lecture

Topic: 'Liver Resection:

Dr Harsh Shah

- **Name of Event: CME on Liver anatomy and resection**
- **Date : 11th August 2016**
- **Organized by : Department of Anatomy**
- **Objective: To make doctors aware about liver surgery**
- **Organizing chairperson: Dr. Achleshwar Gandotra**
- **Organizing secretary: Dr. Manoj Kulkarni**
- **Number of participants:79**

Department of Cardiology: CME on Pulmonary hypertension updates: Held on 5/8/16




Dr.Arun Kumar Haridas giving presentation on surgical management of pulmonary hypertension.(Left)

Dr.Ankur Mehta is taking briefing about pulmonary hypertension in pulmonologist prospective. (right)

- **Name of Event: Pulmonary hypertension updates**
- **Date : 5th August 2016**
- **Organized by : Department of Cardiology**
- **Objectives: To sensitize participants about importance of pulmonary hypertension**
- **To understand patho-physiology of pulmonary hypertension at molecular level**
- **Introduction to various modalities of management**
- **Organizing chairperson: Dr. Jayesh Rawal Professor and head, Department of Cardiology**
- **Organizing secretary: Dr. Nirav Panchani, Associate Professor, Cardiology**
- **Number of participants:53**

Department of Cardiology: Basics of Echocardiography: Held on 24/8/16



**Dr. Tejas Shah dept. of cardiology
Introducing about basics of echo-
cardiography**


**Dr.Nirav bhalani (Rhythm Heart
Institute)
presenting transesophageal
echocardiography in valvular heart
disease**



**Sharing gratitude towards Dr.Mahesh
Bhatt (Pediatric Cardiologist)**

- **Name of Event: Basics of echocardiography**
- **Date : 24th August 2016**
- **Organized by : Department of Cardiology**
- **Objectives: Introduction to basic aspects of echocardiography**
- **To make aware participants on clinical implications of echocardiography**
- **Organizing chairperson: Dr. Jayesh Rawal Professor and head, Department of Cardiology**
- **Organizing secretary: Dr. Tejas Shah, Assistant professor, Department of Cardiology**
- **Number of participants:74**

Department of Cardiology: CME on Heart Failure Symposium: Held on 16/12/16



Dr.Jayesh Rawal giving introduction about pathophysiology of heart failure.(Left)
Dr.Seema Naxane providing important information regarding heart failure management
(right)
dr.seema naxane providing important information regarding
heart failure management

- **Name of Event : Heart failure symposium**
- **Date : 16th December 2016**
- **Organized by :Department of Cardiology**
- **Objective: Introduction to various aspects of Heart failure**
- **To sensitize the participants on importance of Heart Failure management**
- **To a sound overview of management and its implications**
- **Organizing chairperson: Dr. Jayesh Rawal, Professor and head, Department of Cardiology**
- **Organizing secretary: Dr. Cinosh Mathew, Associate professor, Department of Cardiology**
- **Number of participants:54**

Department of Forensic Medicine: Workshop on Medical Certification of Cause of Death: Held on

18/11/16

EVENT PHOTOGRAPHS



Welcome and felicitation of Guest Speaker Dr Swapnil Agarwal, Professor, Dept of FM PSMC, Karamsad by Dr GV Shah, Dean, SBKSMIRC, SVDU



Speaker Dr Swapnil Agarwal debaterating about topic – Medical Certification of Cause of Death



Active interactions by a participant on given case based exercises on MCCD



Dr Lavlesh Kumar, Prof & Head, Dept of FMT, SBKSMIRC giving narrative on 'why this workshop and present scenario at DGH(Dhiraj Hospital)' in MCCD forms filling

- **Name of Event: Workshop on Medical certification of Cause of Death**
- **Date : 18th November 2016**
- **Organized by : Department of Forensic Medicine**
- **Objective: To sensitize the participants on MCCD scheme and how to fill correctly the MCCD forms**
- **To impart Hands on Training to participants regarding MCCD**
- **Organizing chairperson: Dr. LavleshKumar, professor and head, Department of Forensic Medicine**
- **Organizing secretary: Dr. Sunil M. Doshi, Assistant Professor, Department of Forensic Medicine**
- **Number of participants:61**

Department of Medicine: CME on Nutritional perspective in Renal disorders with Special Reference to

Anaemia: held on 9/12/16



The Scientific programme started with inauguration was done by Dr.R.R.Bharaney(Incharge Dean,S.B.K.S. MI&RC),Respected speakers; Dr Sishir Gang,Dr. Ajay Naxane and Dr Hetal Pandya (Head,Dept. of General Medicine),Dr J.D.Lakhani(Senior Prof.&Director Academic CS,S.B.K.S.MI&RC)by lamp lightening with aheart-warming prayer to almighty.



Topic :Nutritional prospective in Renal Disorders by Dr. Ajay Naxane.



Topic: Anemia in Chronic Kidney Disease by Dr. Sishir Gang

- **Name of Event: Nutritional perspective in renal disorders with special reference to anemia**
- **Date : 9th December 2016**
- **Organized by : Department of Medicine**
- **Objective: To explain about importance of nutrition in renal disease patients**
- **Organizing chairperson: Dr. Hetal Pandya**
- **Organizing secretary: Dr. Sunil Kumar**
- **Number of participants:160**

Medical Education unit: CME on Revised Basic Course Workshop in Medical Education Technology:

Held from 17/1/17 to 19/1/17



GMC Observer Dr Sagun Desai giving feedback

Participants attending learning domain



Dr Suman Singh giving her expert comments on MET objectives



Dr Suman Singh Explaining in detail about



Participants attending lesson plan

- **Name of Event: Revised basic course workshop in Medical Education technology**
- **Objective: To sensitize and train the faculties regarding revised aspects of Medical Education Technology**
- **To implement the aspects of Medical education learned in this workshop**
- **Organizing chairperson: Dr. GV Shah , Dean**
- **Organizing secretary: Dr. Lakhan Kataria**
- **Number of participants:25**

Department of Microbiology: CME on Millenium Discoveries in Infectious diseases: Held on 11/9/16

PHOTOGRAPHS OF THE EVENT



Dr. S SUGUNA HEMACHANDER
Welcome Speech



Dr. Ashok Kapse



Participant Presenting on Bio warfare



Delegates attending the lecture




Dr. C G Joshi

- **Event: Millenium discoveries in Infectious diseases on11/9/16 held by Department of Microbiology**
- **Objective: To upgrade the knowledge on recent discoveries in infectious disease**
- **Organizing chairperson: Dr. Suguna Hemachander**
- **Organizing secretary: Dr. Yogita Verma**
- **Number of participants:56**

Department of Paediatrics: CME on Neonatal Mortality State Concern- a Way Forward: Held on

15/12/16



Lecture 1 speaker- Dr. Uday P Denaskar

TOPIC: How small is too small the indian scenario



Lecture 2 speaker- Dr. Bakul Leuva

TOPIC: expectations : Obstetrician point of view
for better perinatal outcome



Event: CME on Neonatal Mortality State Concern- A Way Forward on 15/12/16 held by Department of Paediatrics

Objective:

- **To sensitize participants about obstetrician point of view for better neonatal outcome**
- **To sensitize participants about public private partnership at Dhiraj hospital and its future developmental plan**

Organizing chairperson: Dr. Dulari Gandhi, professor and Head, Department of Paediatrics

Organizing secretary: Dr. Manish Rasania, professor

Number of participants: 57

Department of Pharmacology: Pharmacovigilance- Awareness held on 04-08-16

Pharmacovigilance Workshop Held On 4-08-16



Participants Of The Workshop



Welcome Note By Dean Sir



Lecture 1: Pharmacovigilance Overview By Dr. Sagun Desai



Lecture 2: ADR Form Filling By Dr. Shruti Brahmhatt

Event: Understanding on Pharmacovigilance and hands on technique to fill the ADR forms on 4/8/16

Organized by : Department of Pharmacology

Objective: for training on Pharmacovigilance activity

Organizing chairperson: Dr. B.M. Sattegeri

Organizing secretary: Dr. Nirav Patel

Number of participants: 34

Department of Pharmacology: Pharmacovigilance: Awareness, Hands on Technique on Causality

assessment: held on 13/10/16

Pharmacovigilance Workshop Held On 13-10-16



Participants Of The Workshop



Welcome Note By Dean Sir



Lecture 1: Pharmacovigilance Overview By Dr. Sagun Desai



Lecture 2: ADR Form Filling By Dr. Nirav Patel

Introduction of the Event / Activity: Understanding on Pharmacovigilance and Hands on technique to fill the ADR forms on 13/10/16 held by Department of Pharmacology

Objectives: For Training of Pharmacovigilance activity

Name of Organizing Chairperson: Dr. B. M. Sattigeri

Name of Organizing Secretary: Mr. Haresh Desai

Total Number of Participants: 54

Department of Pharmacology: CME on “Pharmacovigilance Awareness : Hands on Technique in ADR form filling”

Pharmacovigilance Workshop Held On 4-01-17



Participants Of The Workshop



Welcome Note By Dean Sir



Lecture 1: Pharmacovigilance Overview By Dr. Nirav Desai



Lecture 2: ADR Form Filling By Dr. Jayant Patharkar

Introduction of the Event / Activity: Understanding on Pharmacovigilance and Hands on technique to fill the ADR forms on 4/1/17 held by Department of Pharmacology

Objectives: For Training of Pharmacovigilance activity

Organizing Chairperson: Dr. B. M. Sattigeri

Organizing Secretary: Mr. Haresh Desai

Total Number of Participants: 47

Department of PSYCHIATRY: CME on “Managing Stress-Defeating Depression”: held on 13/1/17



Registration Desk



Inauguration Ceremony



Inaugural speech
by Dr G D Mehta



Lecture by Dr. Urmi Nanda
Biswas



Lecture by Dr. Urmi
Nanda Biswas



Lecture by Dr. Kiran Singlot



Lecture by Dr. Kiran Singlot



Lecture by Dr. Kiran Singlot



Felicitatation of Speaker



Lecture Session by Dr. Sandeep Shah



An Answer by Dr. Sagun Desai



Lecture Session by Dr. Sandeep Shah

Event: "Managing Stress-Defeating Depression" on 13/01/2017 held by Department of Psychiatry

Objectives:

- **"Managing stress in daily life to prevent depression"**
- **"Managing stress- Focus on self-hypnosis and yoga"**
- **"Pharmacological management of Depression"**

Organizing Chairperson-Dr. Lakhan kataria, Professor & Head , Department of Psychiatry

Organizing Secretary-Dr. Kajal Tanna (Associate Prof & Head , Department of Psychiatry)

Total Number of Participants: 144

Department of Respiratory Medicine: CME on ‘Overview of guidelines for Control of Tuberculosis : 2016’ : held on 6/10/16



Registration desk

CME Poster



Welcoming the delegates and students

Fecilitating the delegates



Dr. Kusum Shah delivering the talk

Audience listening to CME

Introduction of the Event / Activity:

This CME is organized to sensitize faculties post graduates students and other students of the medical college to the RNTCP updates on 6/10/16 held by Department of Respiratory Medicine

Objectives:

The main objectives of this CME: to know the RNTCP updates.

Name of Organizing Secretary-Dr. Stani Francis, Prof &HOD, Department of Respiratory Medicine

Total Number of Participants90

DEPARTMENT OF SKIN & VD: CME on Geriatric Dermatoses: held on 13/11/16



Faculty including organizing committee and panelists



Dr. Freny Bilimoria giving Brief Introduction about the CME



Lighting of Diya before starting the CME

Event: Geriatric Dermatoses on 13/11/16 held by Department of Skin & Vd

Objectives:

The main objectives of this workshop are :

To brief everyone on the pathophysiology of Geriatric Dermatoses.

To sensitize the participants on importance of diagnosis of Geriatric Dermatoses.

To give an overview of Specific management for geriatric dermatoses.

Name of Organizing Chairman – Dr. Freny Bilimoria Of Department Of Skin & VD

Name of Organizing Secretary – Dr. Rashmi Mahajan Of Department Of Skin & VD

Total Number of Participants : 35

DEPARTMENT OF SURGERY: CME on Present Perspective in Osteomy care and Management: held on 8/9/16



OSTEOMY CARE

REGISTRATION



Dr. Harsh Shah, Surgical GastroEntrologist

TOPIC : Surgical Aspects of Ostomy complications and management



DR. R.P. BHARANEY CHAIRPERSON

Introduction of the Event / Activity:"PRESENT PERSPECTIVE IN OSTEOMY CARE AND MANAGEMENT "

Date : 8TH SEPTEMBER 2016

Organized by : DEPARTMENT OF SURGERY

Objectives: TO HIGHLIGHT POINTS REGARDING PRESENT PERSPECTIVE IN OSTEOMY CARE AND MANAGEMENT

Organizing Chairperson: DR.R.P.BHARANEY

Organizing Secretary: DR. VIPUL GURJAR

Total Number of Participants: 70

CASE REPORT

1.DEPARTMENT OF ANANESTHESIA

Airway management in a case of oral submucosal fibrosis having one finger mouth opening (1 cm) posted for submucosal fibrectomy by awake fibre-optic intubation

Authors:

Dr. Jayshri Desai, Professor

Department of Anaesthesiology, Smt. B. K. Shah Medical Institute & Research Centre, Sumandeeep Vidyapeeth An Institute Deemed to be University, Piparia, Vadodara, Gujarat, India.

*Corresponding Author

Dr. Jayshri Desai

desai.jayshri@yahoo.com

Abstract

Oral submucous fibrosis (OSMF), a pre-cancerous stage of buccal mucosa is primarily related to the habit of chewing betel quid and tobacco comprising areca nut. The hallmarks of this condition are inflammation of the surrounded area, raised deposition of submucosal collagen and advanced fibrosis of the submucosal tissues ensuing noticeable rigidity limiting mouth opening and cause trismus.

2.DEPARTMENT OF PAEDIATRICS

Dr. Smurti Patel – Assistant Professor, Dept of Paediatrics

Dr. Sunil Pathak – Assistant Professor, Dept of Pediatrics

Dr. Devangi Kanara – Resident doctor, Dept of Paediatrics

NEUROBLASTOMA IN EARLY CHILDHOOD :A RARE CASE REPORT

ABSTRACT:

Neuroblastoma, is the most common intra abdominal and extracranial solid tumor in children which is derived from the neural crest. It can occur anywhere along the path of the sympathetic nervous system. It mostly originates from the adrenal gland, nerve tissues of the neck, chest, abdomen, or pelvis. The prevalence of neuroblastoma is approximately 1/7000 live births. Nearly 50% of neuroblastoma are diagnosed in children less than 5 years of age. Patients diagnosed under 1 years of age (40%) have a much better prognosis than those diagnosed in later childhood.

The wide range of clinical presentations makes the diagnosis, clinical management and follow-up a challenge. Choice of treatment procedure is made according to the risk stratification based on clinical manifestations and the pathological type. In the international neuroblastoma staging system (INSS) commonly used in the clinic, any primary tumor with dissemination to distant organs is defined as stage IV that requires chemotherapy before and after radical surgery. Common migration sites include the lymph nodes, bone marrow, bone, liver, and skin. Metastasis of neuroblastoma to the lung is rare, with a reported occurrence rate of 3% to 4%, and diffused dissemination to the lung is extremely rare.