


# SUMANDEEP VIDYAPEETH

(Declared as Deemed to be University under Section 3 of the UGC Act 1956)  
Accredited by NAAC with a CGPA of 3.53 out of four-point scale at 'A' Grade  
Category – I deemed to be university under UGC Act - 2018

At & Post Piparia, Tal: Waghodia 391760 (Gujarat) India.

Ph: 02668-245262/64/66, Telefax: 02668-245126,

Website: www.sumandeepvidyapeethdu.edu.in



## CURRICULUM

### PG Diploma in ANAESTHESIOLOGY EVIDENCE BASED CURRICULUM (P.G)

Attested CTC

*Charaney*  
15/2/2021

Vice-Chancellor

Sumandeep Vidyapeeth

An Institution Deemed to be University

VIII. Piparia, Taluka: Waghodia.

Dist. Vadodara-391 760. (Gujarat)

*Uchhandh...*

*Chand...*



AMENDED UP TO DECEMBER -2020

## Curriculum

### **Programme outcome PG DIPLOMA**

The purpose of PG Diploma education is to create specialists who would provide high quality health care and advance the cause of science through research & training.

### **Programme specific outcome PG DIPLOMA**

**POS 1..** A post graduate diploma student after undergoing the required training should be able to deal effectively with the needs of the community and should be competent to handle the problems related o his specialty including recent advances.

**POS 2.** He should also acquire skill in teaching of medical/paramedical students.

**POS 3.** Practice the specialty concerned ethically and in step with the principles of primary health care.

**POS 4.** Demonstrate sufficient knowledge of the basic sciences relevant to the concerned specialty.

**COURSE OUTCOME (CO) :** A post graduate diploma student upon successfully qualifying in the DCP examination should have acquired the following broad theoretical competencies and should be:

1. The student should acquire in-depth knowledge including recent advances.
2. fair knowledge of basic sciences (Anatomy, Physiology, Biochemistry, Microbiology, Pathology, Pharmacology, Statistics and Physics) as applied to Anaesthesia.
3. The student should be fully conversant with the bedside procedures (diagnostic and therapeutic) and have knowledge of all latest diagnostics and therapeutics procedures available including radiological methods.
4. The student should learn the basic methodology of teaching and develop competence in teaching medical/paramedical students.
5. The student should be familiar with the latest teaching (computer and power point presentation) modes including simulators training and evidence based medical education.
6. The student should develop attitude that leads to appropriate communication with colleagues to function in a group in Operating Room /Intensive Care Unit, and develop the ability to function as a leader in the operating room.

**Attested CTC**

*Sharaney*  
15/2/2021

**Vice-Chancellor**  
Sumandeep Vidyapeeth

An Institution Deemed to be University

VIII, Piparia, Taluka: Waghodiya.

Dist. Vadodara-391 760. (Gujarat)



## Clinical Posting for DIPLOMA ANAESTHESIA

- ◆ 1<sup>st</sup> Year 1<sup>st</sup> term      Pre-Operative Examination  
Preparation of Trolley  
Preparation of Drugs
- ◆ 1<sup>st</sup> Year 2<sup>nd</sup> term      To give Spinal Anaesthesia  
& General Anaesthesia O.T.  
Surgery, Obst & Gyn & Ortho
- ◆ 2<sup>nd</sup> Year      Rotation in specialized Anaesthesia  
OTs  
ENT, Eye, Nuro, ICU rotation wise

For D.A

- \_ Period of study is 2 years
- \_ In Examination, There is 3 papers

### **DEPARTMENT OF ANAESTHESIOLOGY**

S.B.K.S. Medical College & Dhiraj General Hospital  
Pipariya, Waghodia

### **D.A. Method of Examination**

There will be Three Papers.

Theory	Total Marks	300
Paper I	Basic Science	100
Paper II	Pharmacology, Pathophysiology	100
Paper III	Clinical Anaesthesia & Analgesia	100

### **Practical Examinations**

1. One long case      50 marks
2. One short case      50 marks

### **Table Viva**

1. One Instruments & Trolley      50 marks
2. Specimens

### **Table Viva**

1. Drugs, X-Ray & ECG

Total Practical Marks 200

**Attested CTC**


*Sharan*  
15/2/2021

**Vice-Chancellor**  
Sumandeep Vidyapeeth

An Institution Deemed to be University

VIII, Pipariya, Taluka. Waghodia.

Dist. Vadodara-391 760. (Gujarat)



**DEPARTMENT OF ANAESTHESIOLOGY**

S.B.K.S. Medical College & Dhiraj General Hospital  
Pipariya, Waghodia

Clinical Posting for P.G. Students

First year first term for three months in repeated teacher O.T.

1. Pre-operative Examination
2. Preparation of Trolley
3. Preparation of Drugs

Second term :- To give Spinal Anaesthesia & General Anaesthesia –  
3 months Surgery, Ortho & Obst & Gynaec

Third term :- Rotation in specialized Anaesthesia O.T., ENT, Eye,  
Neuro, ICU in rotation

Rotation in teachers O.T.

- *To introduce Basic life support (BLS) and Advanced Cardiac Life Support (ACLS) training for all the First year Postgraduate Resident Doctors from academic year 2017-18. (Board of Studies letter no.: SBKSMIRC/Dean/1777(A)/2017, dated 28/11/2017 and Vide Notification of Board of Management Resolution Ref: No.: SV/8813/2017-18, dated 06/04/2018)*

**Attested CTC**

*Sharaney*  
15/2/2021

**Vice-Chancellor**  
Sumandeep Vidyapeeth

An Institution Deemed to be University

VIII, Pipariya, Taluka: Waghodia.

Dist. Vadodara-391 760. (Gujarat)



**DEPARTMENT OF ANAESTHESIOLOGY**

S.B.K.S. Medical College & Dhiraj General Hospital  
Pipariya, Waghodia

**Method of Examination**

There will be four papers.

<b><u>Theory</u></b>	<b><u>Total Marks</u></b>	<b><u>400</u></b>
Paper – I	Basic Science	100
Paper – II	Pharmacology, Pathophysiology	100
Paper – III	Anaesthesia & Analgesia	100
Paper – IV	Recent Advances in Anaesthesia & Analgesia	100

**Practical Examinations**

One long case	100 marks
Short long case	50 two short case 50 on spot diagnosis
Table Viva	1. Instruments & Trolley 50 marks 2. Specimens
Table Viva	Viva – Drugs, X-Ray, ECG 50 marks
Total Marks	300

**ANAESTHESIOLOGY**

Objectives :-

At the end of the course, the learners shall be able to :

1. Have familiarity with different types of anaesthesia, drugs, indications, administration, side effects & contraindications.
2. To perform Cardiopulmonary resuscitation ( Adult & Pediatric )
3. Set up I.V. infusion and Peripheral cannulation ( Adult & Pediatric )
4. Airway Management in the unconscious patient
5. To perform endotracheal intubation ( Adult & Pediatric )
6. To perform simple nerve blocks.

**Attested CTC**

*Sharaney*  
15/2/2021

**Vice-Chancellor**  
Sumandeep Vidyapeeth

An Institution Deemed to be University

VIII, Pipariya, Taluka: Waghodia.

Dist. Vadodara-391 760. (Gujarat)



## Knowledge

Subject	Must Know	Desirable to Know
<p>Anatomy of upper airway – Normal &amp; Abnormal (Endotracheal Intubation) Physiology of Respiration – O<sub>2</sub> &amp; CO<sub>2</sub> transport (Oxygen therapy) Premedication Pre operative evaluation Muscle relaxants Stages of Anaesthesia and general anaesthetic agents Administration of GA, Balanced anaesthesia and IPPV Regional anaesthetics : Infiltration, Digital, Ankle Block, Peripheral nerve block . Spinal Anaesthesia &amp; Epidural Anaesthesia Monitoring the post operative patient Post operative complications &amp; recovery room CPCR and use of simple ventilators ICU, Role of Anesthesia Shock Blood transfusion, fluid and electrolyte balance (basics) Management of unconscious patient including airway Basic principles of management of poisoning Acute pain relief Chronic pain relief &amp; palliative care principles Patient as a person Autonomy of decision – Do not resuscitate + Organ harvesting Propagation of life Euthanasia Cancer &amp; terminal care Consent for surgery &amp; anaesthesia Safety measures in operation theatre Use of Nerve locator, use of PNS...</p>		

**Attested CTC**

*Sharaney*  
15/2/2021

**Vice-Chancellor**  
Sumandeep Vidyapeeth

An Institution Deemed to be University

VIII, Piparia, Taluka: Waghodiya.

Dist. Vadodara-391 760. (Gujarat)



### Examination Skills

Skills	Perform independently	Perform under supervision	Assist the expert	Observe
Head and neck positioning Bag and mask using self inflating bag Selection & use of oxygen delivery devices Recognition & management of respiratory obstruction Insertion of oral Airway Insertion of nasopharyngeal airway Suctioning Use of laryngoscope Use of orotracheal tube, use of LMA, use of DLT ETT Suctioning Peripheral venous cannulation, Central venous cannulation, Local anaesthetic infiltration (for cannulation) Setting up an intravenous medicines Recognize common complication Use of defibrillator Surface anaesthesia Digital Block Infiltration Anaesthesia Interpretation of ABG, CVP, Pulse oximeter and Capnograph, IABP..... Consent for procedures Motivation for blood & organ donation Interpersonal Relationship History taking & Preanaesthetic evaluation Documentation & maintenance of records Medical Team / Mass Casualty Management Hemorrhage & Shock Anaphylaxis Status asthmatics First aid Use of LMA Use of DLT (Double Lumen Tubes) Central Venous Cannulation				

Skills to be learnt initially on the models and later on performed under supervision before performing independently, provision of skills laboratories in the Medical Colleges will facilitate this process.

*Sharaney*  
15/2/2021

**Vice-Chancellor**  
Sumandeep Vidyapeeth

An Institution Deemed to be University

VIII, Piparia, Taluka: Waghodiya.

Dist. Vadodara-391 760. (Gujarat)



## Record of Training & Assessment

- Timetable of attendance, logbook of topics & skills teaching
- Feedback from trainers
- Formal end of module presentation
- Appraisal of module by student

## Assessment

Formative at the end of capsule course and clinical postings

Summative at the end of the course

## Tools

### Theory

Problem solving MCQs,

Structured Long questions

Problem solving long questions

Short answer questions

### Practical

Long case

Short case

OSCE

Summative examination to be included along with surgery

Teaching learning methods

Structured interactive sessions

Small group discussions

Self – learning tools like :

- (a) Assignment
- (b) Problem based learning
- (c) Written case scenarios
- (d) Simulated patient management problems
- (e) Tutorials, workshops
- (f) One to one teaching in theatre
- (g) Attendance at Departmental Morbidity, Audit & Journal Club Meeting.

Learning resource materials

Textbooks

Internet

CDs

Videos

Skill Laboratories

Method of Examination for DA/M.D

## List of seminar

### 1. CVS

1. Anaesthetic Management of closed mitral valvotomy.
2. Anaesthetic Management of patient with open heart surgery.
3. Anaesthetic Management of ASD.
4. Anaesthetic Management of VSD.
5. Anaesthetic Management of PDA.
6. Anaesthetic Management of patient of valve replacement.
7. Anaesthetic Management of cardiac patient posted for non cardiac surgery.
8. Anaesthetic Management of patient with aortic aneurysm.

Attested CTC




Vice-Chancellor

Sumandeep Vidyapeeth

An Institution Deemed to be University

VIII, Piparia, Taluka: Waghodiya.

Dist. Vadodara-391 760. (Gujarat)





**2. RS**

1. Anaesthetic Management of bronchial asthma.
2. Anaesthetic Management of patient with bronchiectasis posted for lobectomy.
3. Anaesthetic Management of patient of carcinoma lung posted for pneumectomy.
4. Anaesthetic Management of thoracic injury

**3. CNS**

1. Anaesthetic Management of shunt surgery
2. Anaesthetic Management of head injury
3. Anaesthetic Management of patient posted for craniotomy
4. Anaesthetic Management of patient with trigeminal neuralgia
5. Anaesthetic Management of posterior fossa surgery

**4. GIT**

1. Anaesthetic Management of patient with jaundice
2. Anaesthetic Management of patient with cirrhosis of liver

**5. GUT**

1. Anaesthetic Management of TURP
2. Anaesthetic Management of renal transplantation
3. Anaesthetic Management of patient with pheochromocytoma

**6. OBSTETRICS & GYNAEC**

1. Anaesthetic Management of patient with PIH posted for LSCS
2. Anaesthetic Management of obstetric emergency
3. Anaesthetic Management of patient with IHD & HT with DM posted for Hysterectomy

**7. OPHTHALMOLOGY**

1. Anaesthetic Management of cataract surgery
2. Anaesthetic Management of squint surgery
3. Anaesthetic Management of perforated eye injury

**8. ENT**

1. Anaesthetic Management of patient for tonsillectomy
2. Anaesthetic Management of carcinoma larynx
3. Anaesthetic Management of patient with foreign body in oesophagus
4. Anaesthetic Management of foreign body in bronchus

**9. HAEMATOPOIETIC SYSTEM**

1. Anaesthetic Management of patient with anaemia
2. Anaesthetic Management of patient with hemophilia
3. Anaesthetic Management of patient with thalassaemia.

**10. ORTHOPAEDIC**

1. Anaesthetic Management of patient with ankylosis spondylitis.
2. Anaesthetic Management of cervical spine surgery
3. Anaesthetic Management of THR & TKR

**11. SHORT CASES**

1. Anaesthetic Management of patient with abscess.
2. Anaesthetic Management of patient with piles/fissure
3. Anaesthetic Management of patient with hernia
4. Anaesthetic Management of patient with hydrocele
5. Anaesthetic Management of patient with burns- dressing & debridement
6. Anaesthetic Management of patient with ICD tube
7. Anaesthetic Management of patient with D&C or D&E

**12. PROCEDURE( STANDBY)**

1. IVP
2. Bronchography

Attested STA

  
Vice-Chancellor

Sumandeep Vidyapeeth

An Institution Deemed to be University

VIII, Piparia, Taluka: Waghodiya.

Dist. Vadodara-391 760. (Gujarat)



**S.B.K.S Medical Institute & Research Center**

**Pipariya TA. Waghodia**

**Dist : Vadodara(India-391760)**

**Dept Of Anaesthesiology**

**LECTURES:**

1. History of Anaesthesia:-
  - Physiology & pathophysiology
2. C.V.S. -cardiac physiology & pathophysiology & its clinical Implements.
  - control of circulation

**3. Respiratory System:-**

- physiology of respiration
- pulmonary physiology & pathophysiology
- physiology of oxygen transport in blood
- Oxygen therapy

**4. Nervous System:-**

- physiology of autonomic nervous system
- physiology of Neuro muscular transmission & nerve conduction
- anatomy of Neuro muscular junction
- physiology of pain & pain pathway

**5. Blood:-**

- Pathophysiology of anemia & its clinical implements.

**6. Obs & Gyn:-**

- physiological changes during pregnancy

**7. G.I. Tract: - motor physiological of GI tract**

- Physiology of liver

**8. GUT: - renal physiology, fluids & Electrolytes.**

- Acid based Balance

**9. Anatomy of Spinal & Epidural Space.**

**10. Anatomy of larynx.**

**Attested CTC**

*Sharaney*  
15/2/2021

**Vice-Chancellor  
Sumandeep Vidyapeeth**

**An Institution Deemed to be University**

**VIII. Pipariya, Taluka. Waghodia.**

**Dist. Vadodara-391 760. (Gujarat)**



## BASIC PHARMACOLOGY

1. Pre-medication
2. i.v induction anaesthetic agents
3. inhalational anaesthetic agents
4. local anaesthetic agents
5. muscle relaxant & antagonist
6. Pharmacology of emergency drugs.

## ANAESTHETIC CONSIDERATION & TECHNIQUES

1. Principle of Airway Management & Tracheal Intubation
2. Artificial respiration & ventilation
3. Emergency resuscitation
4. Hypothermia technique
5. Hypotensive technique
6. Essential monitoring
7. Measurement of depth of anaesthesia
8. Regional anaesthesia & analgesia
  - spinal anaesthesia
  - caudal anaesthesia
  - epidural anaesthesia
  - blocks

## SUB-SPECIALITY ORIENTED MANAGEMENT OF ANAESTHESIA.

1. Trauma anaesthesia
2. Anaesthesia for orthopedics surgery
3. Anaesthesia for Neuro surgery
4. Anaesthesia for cardio-thoracic surgery
5. Anaesthesia for Vascular surgery
6. Anaesthesia for plastic surgery
7. Anaesthesia for dental & oro-facial surgery
8. Anaesthesia for ENT & laser surgery.
9. Anaesthesia for ophthalmic surgery
10. Neonatal anaesthesia
11. Obstetrics anaesthesia
12. Anaesthesia for laparoscopic procedures & Surgery
13. Geriatric anaesthesia
14. Anaesthesia for patient with renal disease
15. Anaesthesia for patient with liver disease
16. Anaesthesia for organ transplantation

**Attested CTC**

*Sharaney*  
15/2/2021

**Vice-Chancellor**  
Sumandeep Vidyapeeth

An Institution Deemed to be University

VIII, Piparia, Taluka: Waghodiya.

Dist. Vadodara-391 760. (Gujarat)



## PERI- OPERATIVE & INTENSIVE CARE

1. Metabolism & metabolic response to trauma
2. Nutritional support
3. Ventilator Management
4. Critical care
5. Head injury
6. Transmission of infection
7. Management & complication of commonly ingested & inhaled poisons.
8. Management of cardio respiratory arrest
9. Acute post operative pain
10. Chronic pain management
11. Management of postoperative patient in recovery room

## INSTRUMENTS IN ANAESTHESIA

### ANAESTHESIA & SOCIETY

1. Medico legal aspect of anaesthesia
2. Inform Consent
3. Medical Ethics & anaesthesia
4. Clinical trials & statistics
5. Journal reading
6. Article writing.

## PAIN CLINIC

**Attested CTC**

*Anaraney*  
15/2/2021

**Vice-Chancellor**

**Sumandeep Vidyapeeth**  
An Institution Deemed to be University  
VIII, Piparia, Taluka: Waghodia.  
Dist. Vadodara-391 760. (Gujarat)

