

SUMANDEEP VIDYAPEETH

(Declared as Deemed to be University under Section 3 of the UGC Act 1956)

Accredited by NAAC with a CGPA of 3.53 out of four-point scale at 'A' Grade

At & Post Piparia, Tal: Waghodia 391760 (Gujarat) India.

Ph: 02668-245262/64/66, Telefax: 02668-245126,

Website: www.sumandeepvidyapeethdu.edu.in



CURRICULUM

Diploma in PERFUSION CARE TECHNOLOGY

Attested CTC

Charaney
15/2/2021

Vice-Chancellor

Sumandeep Vidyapeeth

An Institution Deemed to be University

Vill. Piparia, Taluka: Waghodia.

Dist. Vadodara-391 760. (Gujarat)



U. Chandrasekhar



INTRODUCTION

Scope

The quality of paramedical care has improved tremendously in the last few decades due to the advances in technology, thus creating fresh challenges in the field of healthcare. It is now widely recognized that health service delivery is a team effort involving both clinicians and non-clinicians, and is not the sole duty of physicians and nurses. Professionals that can competently handle sophisticated machinery and advanced protocols are now in high demand. In fact, diagnosis is now so dependent on technology, that paramedical and healthcare professionals are vital to successful treatment delivery.

Effective delivery of healthcare services depends largely on the nature of education, training and appropriate orientation towards community health of all categories of health personnel, and their capacity to function as an integrated team, with a range of skills and expertise, play key roles within the National Health Service, working autonomously, in multi-professional teams in various settings. All of them are first-contact practitioners and work across a wide range of locations and sectors within acute, primary and community care.

Learning goals and objectives for paramedical healthcare professionals

The learning goals and objectives of the undergraduate and graduate education program will be based on the performance expectations. They will be articulated as learning goals (why we teach this) and learning objectives (what the students will learn). Using the framework, students will learn to integrate their knowledge, skills and abilities in a hands-on manner in a professional healthcare setting. These learning goals are divided into nine key areas, though the degree of required involvement may differ across various levels of qualification and professional cadres.

Program outcomes


After completion of B.sc perfusion care technology should be able to assist physicians by diagnosing and treating diseases of the heart and blood vessels and take the images of the heart and peripheral blood vessels through both invasive and non-invasive procedures, such as catheterization, balloon angioplasty, or the use of ultrasound equipment.

Ethics and accountability

Students will understand core concepts of clinical ethics and law so that they may apply these to their practice as healthcare service providers. Program objectives should enable the students to:

- Describe and apply the basic concepts of clinical ethics to actual cases and situations
- Recognize the need to make health care resources available to patients fairly, equitably and without bias, discrimination or undue influence
- Demonstrate an understanding and application of basic legal concepts to the practice
- Employ professional accountability for the initiation, maintenance and termination of patient-provider relationships

Attested CTC



Vice-Chancellor

Sumandeep Vidyapeeth

An Institution Deemed to be University

Vill. Piparia, Taluka- Wagholia.

Dist. Vadodara-391 760. (Gujarat)



- Demonstrate respect for each patient's individual rights of autonomy, privacy, and confidentiality

Commitment to professional excellence

The student will execute professionalism to reflect in his/her thought and action a range of attributes and characteristics that include technical competence, appearance, image, confidence level, empathy, compassion, understanding, patience, manners, verbal and non-verbal communication, an anti-discriminatory and non-judgmental attitude, and appropriate physical contact to ensure safe, effective and expected delivery of healthcare.

Eligibility for admission:

1. He/she has passed the Higher Secondary (10+2) Science or a duly constituted Board with pass marks in Physics, Chemistry, Biology

Duration of the course:

Duration of the course is 2 years and 1 year internship

Attendance:

A candidate has to secure minimum 80% attendance in overall with at least-

1. 75% attendance in theoretical
2. 80% in Skills training (practical) for qualifying to appear for the final examination.

No relaxation, whatsoever, will be permissible to this rule under any ground including indisposition etc.

Medium of instruction:

English shall be the medium of instruction for all the subjects of study and for examination of the course.

Assessment:

Assessments should be completed by the academic staff, based on the compilation of the student's theoretical & clinical performance throughout the training programme. To achieve this, all assessment forms and feedback should be included and evaluated. Student must attain at least 50% marks in each Theory, Internal assessment and Practical independent/ separately for each individual subject.

COURSE OF INSTRUCTION

Course Name	Course code	Theory (In hrs.) (Class and lab)	Practical (In hrs.) (Clinical)
First Year			
Anatomy	DPCT101	60	40
Physiology	DPCT102	60	40
Pathology & Microbiology	DPCT103	60	40
Biochemistry	DPCT104	40	40
Total		220	160
Second Year			
Applied Pathology	DPCT201	60	40
Applied Microbiology	DPCT202	60	40
Medicine Relevant to Perfusion	DPCT203	40	60

Vice-Chancellor

Sumandeep Vidyapeeth

An Institution Deemed to be University

Vill. Piparia, Taluka- Wagholia.

Dist. Vadodara-391 760. (Gujarat)



Technology			
Applied pharmacology	DPCT204	40	60
Introduction to Perfusion Technology	DPCT205	80	60
Perfusion Technology Clinical	DPCT206	80	60
Perfusion Technology – Advanced	DPCT207	80	60
Total		440	380

SCHEME OF EXAMINATION

Course	Course Code	Assessment			
		Hours	Internal	External	Total
First Year					
Anatomy	DPCT101	3	20	80	100
Physiology	DPCT102	3	20	80	100
Pathology & Microbiology	DPCT103	3	20	80	100
Biochemistry	DPCT104	3	20	80	100
Total			80	320	400
Second Year -					
Applied Pathology	DPCT201	3	20	80	100
Applied Microbiology	DPCT202	3	20	80	100
Medicine Relevant to Perfusion Technology	DPCT203	3	20	80	100
Applied pharmacology	DPCT204	3	20	80	100
Introduction to Perfusion Technology	DPCT205	3	20	80	100
Perfusion Technology Clinical	DPCT206	3	20	80	100
Perfusion Technology – Advanced	DPCT207	3	20	80	100
Total			140	560	700

FIRST YEAR DIPLOMA IN PERFUSION CARE TECHNOLOGY

DPCT101-ANATOMY

60 HOURS

THEORY

UNIT – I (ORGANISATION)

- Terms, terminology, planes
- Tissues of the body (General) Epithelial tissue
- Glands, mucous membrane

UNIT – II (SKELETAL SYSTEM)

- Cartilage
- Bones
- Ossification, blood supply
- Joints
- Synovial joint

UNIT – III (MUSCULAR TISSUE)

- Muscle classification – I
- Muscle – II,

UNIT – IV (Nervous system)

Attested CTC

(Signature)

Vice-Chancellor

Sumandeep Vidyapeeth

An Institution Deemed to be University

Vill. Piparia, Taluka: Wagholia.

Dist. Vadodara-391 760. (Gujarat)



- Neuron, Neuroglia
- Spinal cord & Spinal nerves
- Parts of brain & major functions
- Cranial nerves
- Autonomic nervous system

UNIT – V (SENSORY ORGANS)

- Nose & Olfaction
- Tongue

UNIT – VI (CIRCULATION & LYMPHATIC)

- Systemic, Pulmonary, Portal
- Heart, chambers, valves
- Coronary circulation, venous drainage, applied
- Major branches of aorta, major veins, pulse
- Femoral and Auxiliary artery
- Diaphragm
- Lymphoid tissue classification, structure I
- Lymphoid tissue classification, structure II
- Lymphatic drainage, lymphatic trunks

PRACTICAL:

40 HOURS

1.	Human skeleton
2.	Organ systems
3.	Organs – 1
4.	Organs – 2
5.	Organs – 3
6.	Organs – 4
7.	Organs – 5
8.	Types of Cartilages
9.	Bones -1
10.	Bones -2
11.	Bones -3
12.	Histology of compact bones
13.	Muscles of body as functional groups
14.	Histology of types of muscles

DPCT102-PHYSIOLOGY

60 HOURS

UNIT-1 GENERAL PHYSIOLOGY

- Introduction to cell physiology,
- Transport across cell membrane
- Homeostasis, Body Fluid compartment & measurement

UNIT-2 BLOOD

- Introduction - composition and function of blood
- Plasma proteins
- Red blood cells.
- Hemoglobin
- WBC
- Platelets

Attested CTC

Sharan
15/2/2021

Vice-Chancellor

Sumandeep Vidyapeeth

An Institution Deemed to be University

VII, Pipariya, Taluka: Waghodiya.

Dist. Vadodara-391 760. (Gujarat)



- Homeostasis
- Blood Group

UNIT-3 NERVE – MUSCLE PHYSIOLOGY

- Resting membrane potential & Action potential
- Types of muscle & Mechanism of Muscle Contraction
- Neuromuscular Junction
- Neuron and neuroglia
- Properties of nerve fibre
- Secretion & Composition & function of CSF

UNIT-4 GIT

- Movement of GIT
- Deglutition & Mechanism of Vomiting
- Digestive Juices in upper digestive tract
- Digestive juices in lower digestive tract

UNIT-5 EXCRETORY SYSTEM

- Kidneys-structure, function
- Glomerular filtration rate
- Counter current mechanism of concentration of urine,
- micturition, Diuretics
- Artificial kidney, renal function tests
- Skin
- Regulation of body Temperature

UNIT-6 RESPIRATORY SYSTEM

- Mechanism of Breathing
- Hypoxia
- O₂ and CO₂ transport
- Pulmonary volume & Capacities

UNIT -7 CARDIO VASCULAR SYSTEM

- Introduction to CVS & general principles of circulation
- Properties of Cardiac muscle
- Cardiac cycle, heart sounds, Pulse
- Cardiac output, Heart rate ,BP ,ECG
- Coronary circulation, Cutaneous circulation-Triple response ,Shock
- Effects of exercise on CVS and Respiratory system

UNIT-8 LYMPHATIC SYSTEM

UNIT- 9 ENDOCRINE SYSTEMS

- Hormones of pituitary, Thyroid
- Parathyroid Gland
- Hormones of Adrenal Gland & Pancreas

UNIT 10 REPRODUCTIVE SYSTEM

- Introduction to reproductive system, Puberty
- Male reproductive system,
- Female reproductive system,
- Physiological changes during pregnancy, pregnancy tests, parturition & lactation
- Male & Female contraceptive methods
- Special senses

Attested CTC

(Signature)
Vision

Vice-Chancellor

Sumandeep Vidyapeeth

An Institution Deemed to be University

VII, Piparia, Taluka: Wagholia,

Dist. Vadodara-391 760. (Gujarat)



- Audition
- Olfaction
- Gustation

PRACTICAL:

40 HOURS

- Introduction and Laboratory guidelines
- Demonstration of estimation of Hemoglobin
- Practical of estimation of Hemoglobin
- Practical of BT & CT
- Practical of Blood Grouping
- ESR & PCV
- Blood Pressure
- Pulse
- Revision
- Heart rate & heart sound
- Breathing rate & breathing sound
- Identification of blood cells by peripheral smear. RBC, WBC, Platelets.
- Revisions

DPCT 103-PATHOLOGY

30 HOURS

UNIT I-CELL INJURY AND ADAPTATION:

- Necrosis:
- Definition.
- Types of necrosis.
- Short notes: Coagulative necrosis.
- Liquefactive necrosis
- Caseous necrosis
- Fat necrosis
- Gangrene

UNIT II- INFLAMMATION AND REPAIR:

Inflammation: Definition

- Types of inflammation
- Vascular changes, Hemodynamic changes
- Changes in vascular permeability
- Cellular events: Margination, Adhesion, Emigration, Chemotaxis, Phagocytosis.
- Shortnotes: Phagocytosis, Chemotaxis and Granulomas

Healing and repair:

- Process of healing by primary intention.
- Process of healing by secondary intention.
- Shortnotes: factors influencing wound healing.

UNIT III-FLUID AND HEMODYNAMIC DERANGEMENTS:

Edema:

- Definition
- Types of edema
- Pathogenesis of renal and cardiac edema
- Lymphedema

Shock:

- Definition
- Types of shock
- Pathogenesis of septic and hypovolemic shock

Attested CTC

(Signature)
15/12/2021

Vice-Chancellor

Sumandeep Vidyapeeth

An Institution Deemed to be University

VII, Piparia, Taluka: Waghodiya.

Dist. Vadodara-391 760. (Gujarat)



Thrombosis:

- Definition
- Factors influencing thrombosis
- Fate of thrombosis

UNIT IV-NEOPLASIA

- Introduction: nomenclature, metaplasia, dysplasia, anaplasia, hyperplasia, hypertrophy
- Definition
- Differences between benign and malignant tumors
- Spread of tumors
- Shortnotes: Gross features and clinical features of:
- Squamous papilloma
- Squamous cell carcinoma
- Lipoma
- Fibrosarcoma.

UNIT V-INFECTIOUS DISEASES:

- Tuberculosis: Etiology and clinical features.
- Geon complex
- Secondary tuberculosis
- Leprosy: Etiology, classification and morphology of Lepromatous and Tuberculoid leprosy
- Etiology, mode of infection, clinical features and gross pathology of HIV infection

UNIT VI-DISEASES OF RED CELLS AND BLEEDING DISORDERS

- Anaemia: definition and classification
- Clinical features of:
- Iron deficiency anaemia
- Vit B 12 deficiency anaemia
- Sickle cell anemia
- Coagulation disorders: classification, capillary fragility and platelet disorders.
- Haemophilia(SN) thrombocytopenia including ITP(SN)

UNIT VII-DISEASES OF WHITECELL AND LYMPH NODES

- Leukaemia: definition, classification and clinical features
- Lymphoma: definition, types and clinical features

UNIT VIII-NUTRITIONAL DISEASES

- Vit A, B, C, D deficiency including a brief account of rickets

PRACTICAL:**20 HOURS**

- Receiving of Specimen in the laboratory
- Grossing Techniques
- Mounting Techniques – various Mutants
- Maintenance of records and filing of the slides
- Tissue processing for routine paraffin sections
- Section Cutting
- Staining of tissues - H& E Staining
- Collection, Transport, Preservation, and Processing of various clinical Specimens
- Urine Examination – Collection and Preservation of urine. Physical, Chemical, Microscopic examination

Attested CTS

(Signature)

15/2/2021

Vice-Chancellor

Sumandeep Vidyapeeth

An Institution Deemed to be University

VII, Piparia, Taluka: Wagholia.

Dist. Vadodara-391 760. (Gujarat)



- Urine Examination –Chemical and Microscopic Examination
- Collection of Blood samples
- Various Anticoagulants used in Haematology

DPCT 103-MICROBIOLOGY

30 HOURS

UNIT I: GENERAL MICROBIOLOGY

- History: Louis Pasteur, Robert Koch
- Microscope: Parts, function and its types
- Morphology of bacteria: classification of microorganisms, bacteria cell, staining of bacteria-Gram and ZN stain.
- Physiology of bacteria: Growth and nutrition of bacteria, Growth curve
- Sterilization and disinfection: Dry heat, moist heat sterilization, filtration, Radiation, disinfectants use in hospital
- Culture media: simple and complex media, preparation and its use
- Culture methods: aerobic and anaerobic
- Identification of bacteria: catalase test, coagulase test, oxidase test, Urease test, IMViCTESTS

UNIT II: IMMUNOLOGY

- Infection
- Immunity
- Antigen
- Antibody

UNIT III: COLLECTION, TRANSPORT AND PROCESSING OF CLINICAL SPECIMENS:

- Throat swab
- Sputum
- Urine
- Pus
- Blood
- CSF

UNIT IV: SYSTEMIC BACTERIOLOGY

- Staphylococcus aureus
- Streptococcus pyogenes
- Pneumococcus
- E.coli, Klebsiella and Pseudomonas

UNIT V: HEALTH CARE ASSOCIATED INFECTIONS:

- Sources, Method of transmission and Prevention

UNIT VI: Principle and Practices of Biomedical waste management

PRACTICAL:

20 HOURS

- Microscope: parts function, focus, care and handling
- Hanging drop preparation
- Performance of Gram's stain
- Performance of ZN stain
- Culture media preparation: Nutrient agar, Blood agar, Chocolate agar, NA slant, Mac conkeys agar

Attested CTC


(Signature)
Vice-Chancellor

Sumandeep Vidyapeeth

An Institution Deemed to be University

VII, Piparia, Taluka: Wagholia.

Dist. Vadodara-391 760. (Gujarat)



- Functioning of Autoclave and Hot air oven
- Visit to hospital for the demonstration of Biomedical Waste Management
- Aseptic practices in laboratory and safety precautions

DPCT 104-BIOCHEMISTRY

60 HOURS

UNIT I-BASIC CONCEPTS OF ENZYMES

- Clinical enzymology
- Carbohydrates proteins and lipids (structure and function)
- Primary metabolic pathways involving proteins, lipids and carbohydrates
- Biosynthesis of Proteins, Membrane, Lipids and Glucose – Basic Steps

UNIT II

- Haemoglobin (Haem Synthesis), Blood Clotting Factors

UNIT III

- Brief Note on Vitamins

UNIT IV

- Plasma Proteins and their Clinical Importance

UNIT V-CLINICAL BIOCHEMISTRY AND INTERPRETATION

- Test for liver function/gastric function
- Test for renal function
- Lipid profile
- Glucose –gtt, rbs, fbs
- Electrolytes
- Blood collection/anticoagulants

PRACTICALS:

40 HOURS

- To demonstrate glassware's, apparatus and plastic wares used in laboratory.
- Preparation of different percentage solutions
- Preparation of normal and molar solutions. (0.1 N NaOH, 0.2N HCl, 0.1 M H₂SO₄).
- Reactions of Carbohydrate
- Reactions of Protein: - Precipitation and Color reaction.
- Analysis of Normal Urine:- Physical, Chemical and Microscopic
- Analysis of abnormal Urine:- Physical, Chemical and Microscopic
- Qualitative analysis of Saliva.
- Qualitative analysis of Milk
- Qualitative analysis of Bile.
- Qualitative analysis of CSF.
- Qualitative analysis of Gastric juice

Attested CTC

Sharaney
15/2/2021

Vice-Chancellor
Sumandeep Vidyapeeth

An Institution Deemed to be University

VII, Piparia, Taluka- Waghodia.

Dist. Vadodara-391 760. (Gujarat)



SECOND YEAR DIPLOMA IN PERFUSION CARE TECHNOLOGY

DPCT201-APPLIED PATHOLOGY

60 HOURS

UNIT I. CARDIOVASCULAR SYSTEM

- Atherosclerosis- Definition, risk factors, briefly Pathogenesis &
- Morphology, clinical significance and prevention.
- Hypertension- Definition, types and briefly Pathogenesis and
- Effects of Hypertension.
- Aneurysms – Definition, classification, Pathology and Complications.
- Path physiology of Heart failure.
- Cardiac hypertrophy – causes, Pathophysiology & Progression to
- Heart Failure.
- Ischemic heart diseases- Definition, Types. Briefly
- Pathophysiology, Pathology & Complications of various types of IHD.
- Alular Heart diseases- causes, Pathology & complication.
- Complications of artificial valves.
- Cardiomyopathy – Definition, Types, causes and significance.
- Pericardial effusion- causes, effects and diagnosis.
- Congenital heart diseases – Basic defect and effects of important
- Types of congenital heart diseases.

UNIT II. HAEMATOLOGY

- Anemia – Definition, morphological types and diagnosis of
- Anemia.
- Brief concept about Haemolytic anaemia and polycythaemia.
- Leukocyte disorders- Briefly leukemia, leukocytosis,
- Agranulocytosis etc.
- Bleeding disorders- Definition, classification, causes & effects of
- Important types of bleeding disorders. Briefly various laboratories
- Tests used to diagnose bleeding disorders.

UNIT III. RESPIRATORY SYSTEM

- Chronic obstructive airway diseases – Definition and types.
- Briefly causes, Pathology and complications of each type of COPD.
- Briefly concept about obstructive versus restrictive pulmonary Disease.
- Pneumoconiosis- Definition, types, Pathology and effects in brief.
- Pulmonary congestion and edema.
- Pleural effusion – causes, effects and diagnosis.

UNIT IV. RENAL SYSTEM

- Clinical manifestations of renal diseases. Briefly causes, mechanism, effects and laboratory diagnosis of ARF & CRS.
- Briefly Glomerulonephritis and Pyelonephritis.
- End stage renal disease – Definition, causes, effects and role of Dialysis and renal transplantation in its management.

Attested CTO

Sumandeep Vidyapeeth
15/2/2021

Vice-Chancellor

Sumandeep Vidyapeeth

An Institution Deemed to be University

VII, Pipariya, Taluka: Waghodiya.

Dist. Vadodara-391 760. (Gujarat)



- Brief concept about obstructive uropathy.

PRACTICALS

40 HOURS

- Description & diagnosis of the following gross specimens.
- Atherosclerosis.
- Aortic aneurysm.
- Myocardial infarction.
- Emphysema
- Chronic glomerulonephritis.
- Chronic pyelonephritis.
- Interpretation & diagnosis of the following charts.
- Hematology Chart - AML, CML, Hemophilia, neutrophilia, eosinophilia
- Urine Chart - ARF, CRF, Acute glomerulonephritis.
- Estimation of Hemoglobin.
- Estimation Bleeding & Clotting time

DPCT202-APPLIED MICROBIOLOGY

60 HOURS

UNITI-HEALTH CARE ASSOCIATED INFECTIONS AND ANTIMICROBIAL RESISTANCE:

- Infections that patient acquire during the course of receiving treatment for other conditions within a healthcare setting like Methicillin Resistant Staphylococcus aureus infections, Infections caused by Clostridium difficile, Vancomycin resistant enterococci etc. Catheter related blood stream infections, Ventilator associated pneumonia, Catheter Related urinary tract infections, Surveillance of emerging resistance and changing flora. The impact and cost attributed to Hospital Associated infection.

UNITII-DISEASE COMMUNICABLE TO HEALTHCARE WORKERS IN HOSPITAL SET UP AND IT'S PREVENTIVE MEASURE:

- Occupationally acquired infections in healthcare professionals by respiratory route (tuberculosis, varicella-zoster, respiratory syncytial virus etc), blood borne transmission (HIV, Hepatitis B, Hepatitis C, Cytomegalovirus, Ebola virus etc), orofaecal route (Salmonella, Hepatitis A etc), direct contact (Herpes Simplex Virus etc).
- Preventive measures to combat the spread of these infections by monitoring and control.

UNITIII-MICROBIOLOGICAL SURVEILLANCE AND SAMPLING

- Required to determine the frequency of potential bacterial pathogens including Streptococcus pneumonia, Haemophilus influenza, and Moraxella catarrhalis and also to assess the antimicrobial resistance.

Attested CTC

- Sampling: rinse technique, direct surface agar plating technique

- Importance of sterilization:

- Disinfection of instruments used in patient care: Classification, different methods, advantages and disadvantages of the various methods.


Vice-Chancellor

Sumandeep Vidyapeeth

An Institution Deemed to be University

VII, Piparia, Taluka- Wagholia.

Dist. Vadodara-391 760. (Gujarat)



- Disinfection of the patient care unit
- Infection control measures for ICU's
- Sterilization:
- Rooms: Gaseous sterilization, one atmosphere uniform glow discharge plasma (OAUGDP).
- Equipments: classification of the instruments and appropriate methods of sterilization.
- Central supply department: the four areas and the floor plan for instrument cleaning, high-level disinfecting and sterilizing areas.
- Preparation of materials for autoclaving: Packing of different types of materials, loading, holding time and unloading

PRACTICAL

40 HOURS

- Principles of autoclaving & quality control of Sterilization.
- Collection of specimen from outpatient units, inpatient units, minor operation theatre and major operation theatre for sterility testing.
- The various methods employed for sterility testing.
- Interpretation of results of sterility testing.
- Disinfection of wards, OT and Laboratory.

DPCT203-MEDICINE RELEVANT TO CARDIAC CARE TECHNOLOGY

60 HOURS

- Cardiovascular System
- Ischemic heart diseases
- Rheumatic heart disease
- Congenital heart disease
- Hypertension
- Aortic Aneurysms
- Cardiomyopathy
- Peripheral vascular disease
- Pulmonary edema and LV failure
- Haematology
- Anemia
- Bleeding disorders
- Laboratory tests used to diagnose bleeding disorders (in brief)
- Respiratory System
- Chronic obstructive airway diseases (COPD)
- Concept of obstructive versus restrictive pulmonary disease
- PFT and its interpretation
- Renal System
- ARF & CRF
- End stage renal disease
- Role of dialysis and renal transplantation in its management

Attested CTC

Sharan
15/2/2021

Vice-Chancellor

Sumandeep Vidyapeeth

An Institution Deemed to be University

VII, Pipariya, Taluka: Waghodiya.

Dist. Vadodara-391 760. (Gujarat)



- Automatic nervous system
- (Sympathetic & Parasympathetic system)
- Brief mention of CNS disorders & their etiology
- Pregnancy
- Paediatric Patient (neonate/Infant)
- Elderly patient

DPCT204-APPLIED PHARMACOLOGY

60 HOURS

- General concepts about pharmacodynamic and Pharmacokinetic
- Principals involved in drug activity.
- Autonomic nerves system.
- Anatomy & functional organization.
- List of drugs acting an ANS including dose, route of administration, indications, contra indications and adverse effects.
- Cardiovascular drugs- Enumerate the mode of action, side effects And therapeutic uses of the following drugs.

UNITI-ANTIHYPERTENSIVE

- Beta Adrenergic antagonists
- Alpha Adrenergic antagonists
- Peripheral Vasodilators
- Calcium channel blockers

UNITII-ANTI ARRHYTHMIC DRUGS

- Cardiac glycosides
- Sympathetic and no sympathetic isotropic agents.
- Coronary vasodilators.
- Antianginal and anti failure agents
- Lipid lowering & anti atherosclerotic drugs.
- Drugs used in Haemostatic – anticoagulants Thrombolytic and Antithrombolytics.
- Cardiologic drugs- History, Principles and types of cardioplogia.
- Primary solutions – History, principles & types.
- Drugs used in the treatment of shock.

UNITIII- ANESTHETIC AGENTS.

- Definition of general and local anesthetics.
- Classification of general anesthetics.
- Pharmacokinetics and Pharmacodynamics of inhaled anesthetic agents.
- Intravenous general anesthetic agents.

Attested CTC

Local anesthetics – classification mechanism of action, duration of action and methods to prolong the duration of action. Preparation, dose and routes of administration

Sharaney
15/2/2021


Vice-Chancellor

Sumandeep Vidyapeeth

An Institution Deemed to be University

Vill. Piparia, Taluka- Waghodia.

Dist. Vadodara-391 760. (Gujarat)



UNITIV-ANALGESICS

- Definition and classification
- Routes of administration, dose, frequency of administration,
- Side effects and management of non opioid and opioid analgesics

UNITV-ANTIHISTAMINES AND ANTIEMETICS-

- Classification, Mechanism of action, adverse effects,
- Preparations, dose and routes and administration.

UNITVI-CNS STIMULANTS AND DEPRESSANTS

- Alcohol
- Sedatives, hypnotics and narcotics
- CNS stimulants
- Neuromuscular blocking agents and muscle relaxants.

UNITVII- PHARMACOLOGICAL PROTECTION OF ORGANS DURING CPB

UNITVIII- INHALATIONAL GASES AND EMERGENCY DRUGS.

UNITIX- PHARMACOTHERAPY OF RESPIRATORY DISORDERS

- Introduction – Modulators of bronchial smooth muscle tone and
- Pulmonary vascular smooth muscle tone
- Pharmacotherapy of bronchial asthma
- Pharmacotherapy of cough
- Mucokinetic and mucolytic agents
- Use of bland aerosols in respiratory care.

UNITX- CORTICOSTEROIDS

- Classification, mechanism of action, adverse effects and complications.
- Preparation, dose and routes of administration.

UNITXI-DIURETICS

- Renal physiology
- Side of action of diuretics
- Adverse effects
- Preparations, dose and routes of administration.

UNITXII-CHEMOTHERAPY OF INFECTIONS

- Definition
- Classification and mechanism of action of antimicrobial agents
- Combination of antimicrobial agents
- Chemoprophylaxis.
- Classification, spectrum of activity, dose, routes of administration and
- adverse effects of penicillin, cephalosporins, amino glycosides, tetracyclines, chloramphenicol, and tubercular drugs.

Attested CTC

Sumandeep Vidyapeeth
15/2/2021

Vice-Chancellor

Sumandeep Vidyapeeth

An Institution Deemed to be University

VII, Piparia, Taluka- Wagholia.

Dist. Vadodara-391 760. (Gujarat)



UNITXIII- MISCELLANEOUS.

- IV fluids- various preparations and their usage.
- Electrolyte supplements
- Immunosuppressive agents
- New drugs included in perfusion technology.
- Drugs used in metabolic and electrolyte imbalance.

DPCT205-INTRODUCTION TO PERFUSION TECHNOLOGY

80 HOURS

- Basics of diagnostic techniques:
- Chest of X-ray.ECG.Echo.Angiography.NuclearCardiology.Laboratory investigations in relation to perfusion technology.Cardiopulmonary bypass and perfusion technology
- History of Cardiac surgery and perfusion.Specific reference of Gibbon Lillehei, carrel. Pre CPB surgery
- Azygous Flow principle.
- Hypothermic/nonhypothermic non-CPB surgery including gross's.Well technique and controlled cross circulation.
- Monitoring and instrumentation
- Concepts of monitoring – instrumentation technology of ECGmachine, pressure transducer, syringe and peristaltic pumps, monitors, ventilators, pulse oximeters, temperature probes and thermo regulatory monitoring, defibrillators and fibrillators. Piped and non-piped gas delivery systems and connections. Basic physics related to medically used gases.
- Haemodynamic monitoring Haemostatic monitoring
- Haemotologic monitoring
- Maintenance of oxygen, carbon dioxide and acid-base status and their monitoring Neurological monitoring (SSPE, EEG and cerebral function monitor)
- Aseptic technique.
- Cardiac surgery team, profession and terminology, scope of perfusion technology
- Physiology of Extracorporeal circulation
- Heart – Lung machine
- Principles of extracorporeal circulation Materials used in EC circuit
- Principles of extracorporeal gas exchange
- Various types of oxygenators
- Bubble oxygenators
- Rotating spiral/cylinder/disc oxygenators Membrane oxygenators
- Mechanism of action components de foaming, rated flow.
- Theory of blood pumps
- Ideal blood pump, pulsatile versus non-pulsatile flow, occlusive and non-occlusive pumps, various types of pumps roller, bellow, sigmamotor, diaphragm, ventricular and centrifugal pumps.
- Element of extracorporeal circulation/hazards of:
- Connection of the vascular system with extracorporeal circulation:
 - Arterial and venous cannulae.
 - Connecting tubes and connectors Vents
 - Suckers
 - Cardioplegia delivery system Venous drainage

Attested CTC

Sharan
15/2/2021

Vice-Chancellor

Sumandeep Vidyapeeth

An Institution Deemed to be University

VII, Pipariya, Taluka: Waghodia.

Dist. Vadodara-391 760. (Gujarat)



- Haemodynamic of arterial return, venous drainage, cardioplegia Delivery and venting. Blood banking, handling of blood products and their management. Blood components and their use.

DPCT-2016 PERFUSION TECHNOLOGY CLINICAL

80 HOURS

- Pharmacokinetics and Pharmacodynamics of Cardiopulmonary bypass
- Drugs (including anesthetic drugs) used in cardiopulmonary bypass
- Conduct and monitoring of Cardiopulmonary bypass
- Adequacy of perfusion – General considerations, specific aspects of perfusion, monitoring, other concomitants which may affect its adequacy
- Pulsatile perfusion – Introduction, theory & physiology of pulsatile flow, hemodynamic, metabolic effects, Clinical use, hematological effects
- Cannulation techniques during cardiopulmonary bypass
- Termination of cardiopulmonary bypass – principles and methodology
- Myocardial protection and cardioplegia- pretreatment of the Myocardium, cardioplegia, hypothermia, controlled reperfusion, myocardial protection for specific clinical problems, Complications of cardioplegia. Non cardioplegic methods during cardiac surgery on cardiopulmonary bypass
- Oxygenation – general consideration, bubble & membrane (including assessment and comparison of oxygenator function)
- Heat exchangers-principles function of heat exchangers & their assessment. Complications related to heat exchange and their management
- Priming fluids and hemodilution

DPCT206-PERFUSION TECHNOLOGY – ADVANCED

80 HOURS

- Perfusion techniques for Paediatric cardiac surgery
- ECMO- special perfusion techniques for special cardiac surgeries and medical conditions (including thoracic aortic surgeries deep hypothermia and circulatory arrest). Perfusion for non cardiac surgery, invasive cardiology and outside the operation suite.
- Perfusion as a method of cardiopulmonary bypass
- Complications and safety during cardiopulmonary bypass – bypass safety, organizational aspects, accidents, coagulopathies, mechanical and electrical failures, perfusion management, perfusion systems, safety for the perfusionist and surgical team management of perfusion accidents.
- Minimally invasive surgery and the perfusionist
- Recent advances in perfusion techniques
- Experimental perfusion

CODE OF PROFESSIONAL CONDUCT

The Code of Professional Conduct is designed and set out as guidance for the clinical practitioner within the relationship that exists with every patient receiving health care.

Attested CTC

Essential to that relationship is the patient's trust in the practitioner. This trust hangs upon the patient's assurance of being the practitioner's first concern during their clinical encounter, and upon the patient's confidence that the care received will be competent, whether in diagnosis, therapy or counseling.

Vice-Chancellor

Sumandeep Vidyapeeth

An Institution Deemed to be University

VII, Pipariya, Taluka: Waghodiya.

Dist. Vadodara-391 760. (Gujarat)



STANDARD OF PRACTICE AND CARE

Patients are entitled to the highest standard of practice and care. The essential elements of this are professional competence, good relationships with patients and colleagues and observance of professional ethical obligations.

In providing care you must therefore:

- Recognize the limits of your professional competence.
- Be willing to consult colleagues
- Keep clear, accurate and contemporaneous patient records which report the relevant findings.
- Keep colleagues informed.
- Pay due regard to the efficacy and the prudent use of resources.
- Be competent, truthful, and accurate, when reporting on investigations.
- Be competent when giving or arranging treatment.

Patient's rights:

- Listen to patients and respect their views.
- Treat patients politely and considerately.
- Respect patients' privacy and dignity.
- Give information to patients in a way they can understand.
- Respect the right of patients to be fully involved in decisions about their care.
- Respect the right of patients to refuse treatment or to take part in teaching or research, reporting the refusal to the person requesting the procedure.
- Respond to complaints promptly and constructively.
- Ensure that your views about a patient's life style, culture, beliefs, race, colour, sex, sexuality, age, social status, or perceived economic worth, do not prejudice the service you give.

CONFIDENTIALITY

Patients have a right to expect that you will not pass on any personal information which you learn in the course of your professional duties, unless they agree



Attested CTC

Charan
15/2/2021

Vice-Chancellor

Sumandeep Vidyapeeth
An Institution Deemed to be University
VIII, Piparia, Taluka: Waghodia.
Dist. Vadodara-391 760. (Gujarat)